


Quick Start for the HOBO® MX Temp/RH Logger (MX1101)




1 Download HOBOMobile® to your phone or tablet.

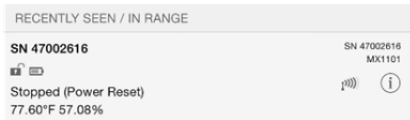


2 Install the batteries in the logger. Open the battery door on the back of the logger and insert two AAA batteries observing polarity. Reinsert the battery door and snap it back into place.

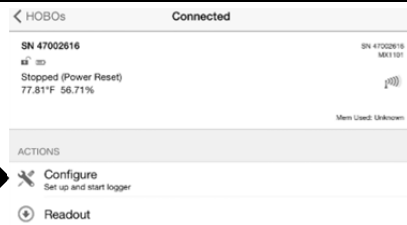
3  Open HOBOMobile. Enable Bluetooth® in your device settings if prompted.

4 In HOBOMobile, tap  HOBOs. The logger should appear in the Recently Seen/In Range list shown in step 5. If the logger does not appear, make sure the logger is within range of your device.

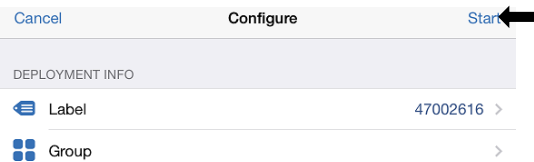
5 Tap a row in the Recently Seen/In Range list to connect to the logger.




6 Once connected, tap Configure to set up and start the logger.




7 Choose your logger settings and then tap Start in the upper right corner of the Configure screen. The logger will begin logging data based on the settings you selected.



8 Deploy the logger using the magnets on the back of the logger case or the mounting materials included.

9 To offload data from the logger to your device, connect to it and tap Readout (shown in example in step 6). The data from the logger is saved to your device. Tap  Data Files and then tap the mini-graph to view a larger version of the graph or to share the file.

 For help with HOBOMobile or more information about this logger, tap the About icon in the app, scan the code at right or go to: www.onsetcomp.com/HOBOMobile



Federal Communication Commission Interference Statement

This equipment has been tested and found to comply with the limits for a Class B digital device, pursuant to Part 15 of the FCC Rules. These limits are designed to provide reasonable protection against harmful interference in a residential installation. This equipment generates uses and can radiate radio frequency energy and, if not installed and used in accordance with the instructions, may cause harmful interference to radio communications. However, there is no guarantee that interference will not occur in a particular installation. If this equipment does cause harmful interference to radio or television reception, which can be determined by turning the equipment off and on, the user is encouraged to try to correct the interference by one of the following measures:

- Reorient or relocate the receiving antenna
- Increase the separation between the equipment and receiver
- Connect the equipment into an outlet on a circuit different from that to which the receiver is connected
- Consult the dealer or an experienced radio/TV technician for help

This device complies with Part 15 of the FCC Rules. Operation is subject to the following two conditions: (1) This device may not cause harmful interference, and (2) this device must accept any interference received, including interference that may cause undesired operation.

FCC Caution: Any changes or modifications not expressly approved by the party responsible for compliance could void the user's authority to operate this equipment.

Industry Canada Statements

This device complies with Industry Canada license-exempt RSS standard(s). Operation is subject to the following two conditions: (1) this device may not cause interference, and (2) this device must accept any interference, including interference that may cause undesired operation of the device.

Avis de conformité pour l'Industrie Canada

Le présent appareil est conforme aux CNR d'Industrie Canada applicables aux appareils radio exempts de licence. L'exploitation est autorisée aux deux conditions suivantes : (1) l'appareil ne doit pas produire de brouillage, et (2) l'appareil doit accepter tout brouillage radioélectrique subi, même si le brouillage est susceptible d'en compromettre le fonctionnement.

To comply with FCC and Industry Canada RF radiation exposure limits for general population, the HOB0 MX1101 loggers must be installed to provide a separation distance of at least 20cm from all persons and must not be co-located or operating in conjunction with any other antenna or transmitter.

1-800-LOGGERS (564-4377) • 508-759-9500 • www.onsetcomp.com • loggerhelp@onsetcomp.com

© 2014–2015 Onset Computer Corporation. All rights reserved. Onset, HOB0, and HOB0mobile are registered trademarks of Onset Computer Corporation. App Store is service mark of Apple Inc. Google Play is a trademark of Google Inc. Bluetooth is a registered trademark of Bluetooth SIG, Inc. All other trademarks are the property of their respective companies.

17839-B MAN-QSG-MX1101